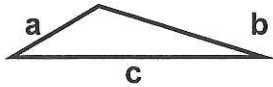


Name : \_\_\_\_\_

# Directions:

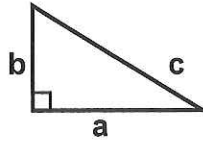
Identify each triangle based on (sides) and (angles).  
Identify the Type For Each Triangle

1) example:



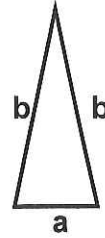
Type: obtuse scalene

2)



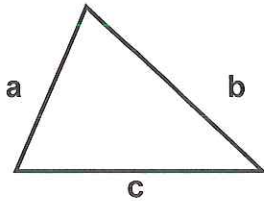
Type: \_\_\_\_\_

3)



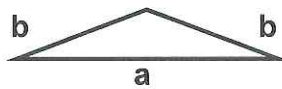
Type: \_\_\_\_\_

4)



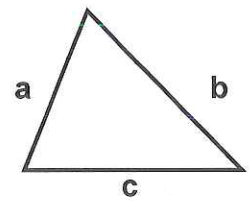
Type: \_\_\_\_\_

5)



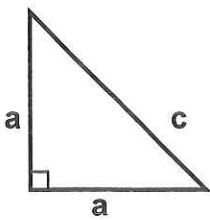
Type: \_\_\_\_\_

6)



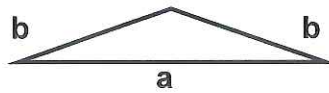
Type: \_\_\_\_\_

7)



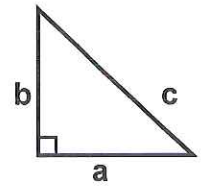
Type: \_\_\_\_\_

8)



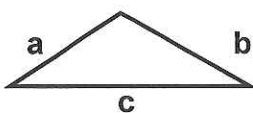
Type: \_\_\_\_\_

9)



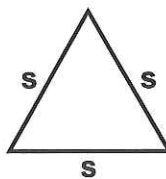
Type: \_\_\_\_\_

10)



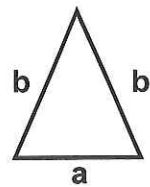
Type: \_\_\_\_\_

11)



Type: \_\_\_\_\_

12)



Type: \_\_\_\_\_

