

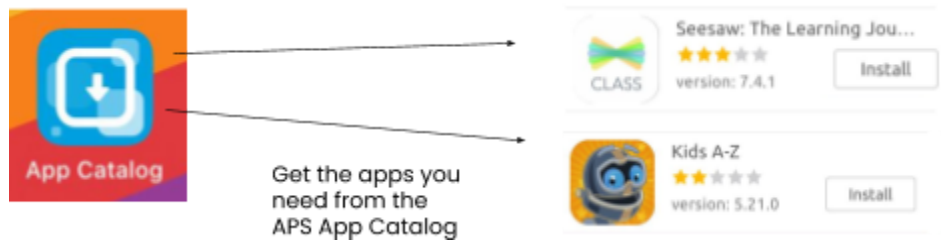
How to sign in to apps through Clever

Students will be using the MyAccess portal to access Clever, which is a single-sign on portal.

Step 1:

Before signing in to an application found in the Clever portal, **make sure you have downloaded the app you need from the APS app catalog***.

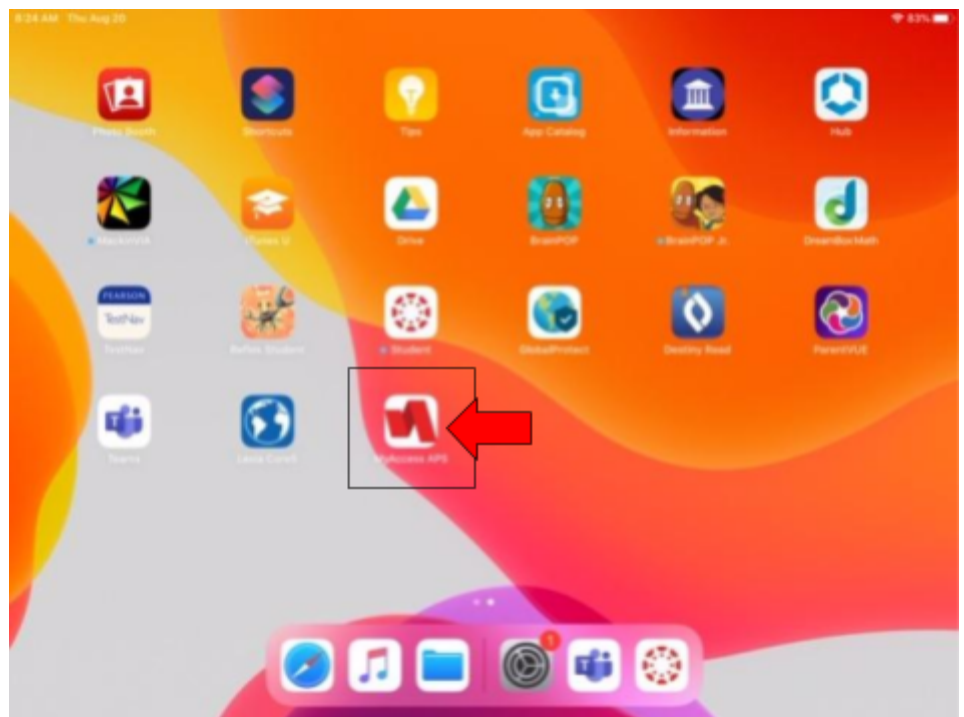
*Please contact your child's teacher for directions on downloading apps if you are not sure how to do this.



Step 2:

Click on the **MyAccess** link on your APS iPad.

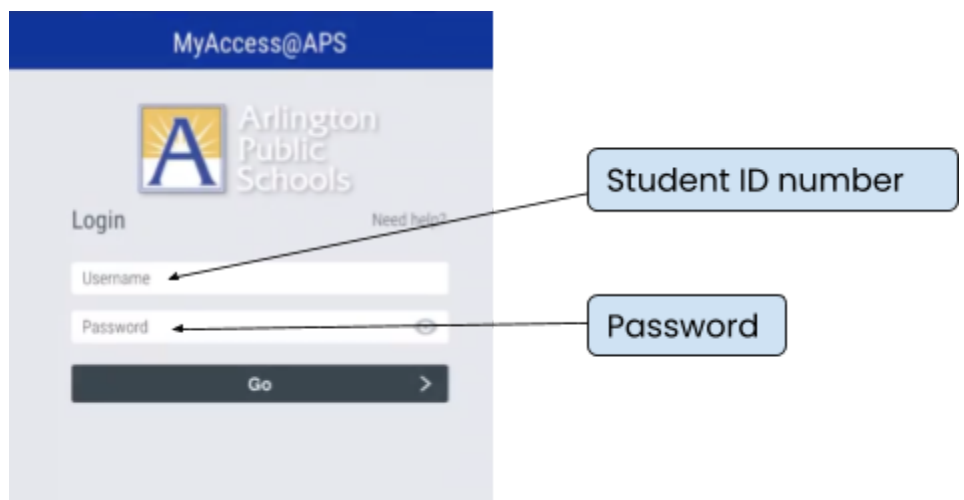
If it is not there, you can also access MyAccess via the Safari browser at <https://myaccess.apsva.us/>



Step 3:


Sign in to MyAccess by typing in your username and password*

*Username is student ID number only. If you don't know your password, contact your teacher.



Step 4:

Click on Clever to launch



Step 5:

From the Clever portal, click on the app you want to be signed in to. As long as the app is already downloaded from the app catalog, the student will then be signed in.

In this example, clicking Seesaw will launch the Seesaw app and the student will be signed in.

