


USING THE GRAB & GO BOOK CHECKOUT AT GLEBE



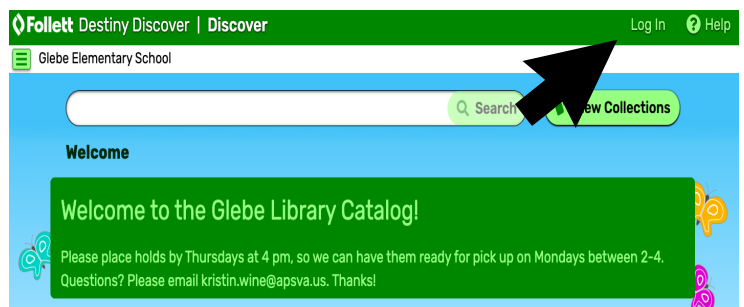
1

Login to MyAccess.apsva.us using your APS ID and PW. Once logged in, click on Destiny Discover. You should be taken directly into Destiny Discover. You can bookmark Destiny Discover in MyAccess so it is easy to get into in the future!



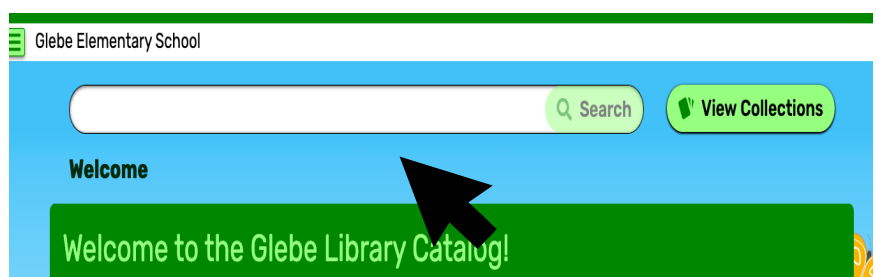
2

If you are not already logged in, click on Log In on the Destiny Discover home page. Use your APS ID and PW to log in when prompted



3

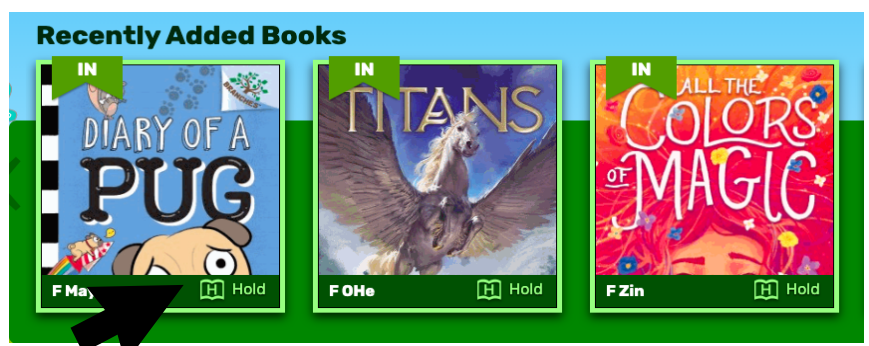
Search the catalog using a specific title, subject, or author. You can also browse categories such as Recently Added Books, Popular Titles, or Topics



4

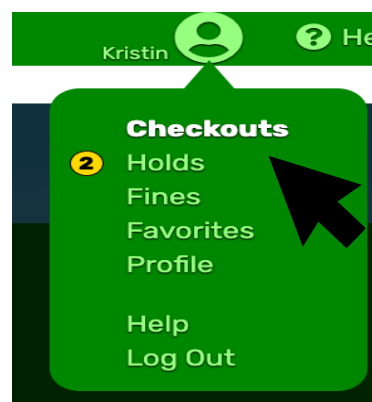
Click on the Hold icon in the bottom right hand corner of the book cover

NOTE: At this time, we have a 5 book limit when either placing holds or filling out the Surprise Me Book Request Form



5

Before coming to Glebe on Monday, be sure to look at Checkouts on Destiny Discover. Click the icon next to your name in the upper right hand corner. Next, click on Checkouts. Books that you put on hold that are listed are ready for pick up



PICKING UP HOLDS



Once you place your holds, we will check books out to you and get them ready for pick up.

A few reminders:

- **IMPORTANT:** Log in to Destiny Discover to see if the books you put on hold are checked out before coming to Glebe!
- Pick up books at Glebe on Mondays between 11 am - 3 pm
- Please be patient - If the specific book you requested is not available, we may offer a "replacement" book for you to try!
- If you don't have specific books in mind, try our "Surprise Me" book request form found on the Glebe library webpage
- Bring back the books you are done with on a Monday when picking up new books, or drop them off in our book return outside of Glebe at anytime