

GLEBE FIELD DAY CLASSROOM TEACHERS' SURVIVAL GUIDE

Thank you for your help with Glebe's Field Day 2023! This day would not be possible without your support, and I know our great Glebe Team will make this a fun day for everyone.

Field Day Rain Date: Friday, June 9th

Attached please find: the main schedule, a map, field event schedule (starting place) for teachers, and the like.

Please double check your schedule and be sure to show up to each activity promptly (see the map). For the field events, each station will be 8 minutes long with 1 minute allotted for the group to get to the next event station (**the first station may be a bit longer**). When you hear the bull horn siren signal, please transfer your class to the next station quickly because we have a very tight schedule to follow. Your class is divided into 2 groups (blue and white). Some events use 4 groups, and some just need the 2 teams. Other events: Gym Games (4th-5th), Bus Loop Games (K-3rd) are generally ½ an hour long. Please help the event captains and volunteers in any way you can (**IF YOU NEED HELP- Kelly will be at Station #1 (Apple Tree/Toxic), or Station #2 (Parachute/Jedi Knights), Lindsey will be at the Bus Loop, and Wayne will be outside running the field events (usually above station #4 Milkin' Old Bessie) most of the time.**

If your schedule has a MAJOR conflict in it (e.g., we have you in two places at once), please let Wayne know. Otherwise please go with the flow and have fun with it!

PLEASE REMEMBER TO MAKE YOUR STUDENT'S NAME TAGS (& thanks so much for doing that).

At most field events, each team will be scored on their sportsmanship/enthusiasm and the successful completion of the event (there will be a winning team). *A tie is also possible* in our scoring system. Assist the event helpers with this and any other aspect of the activity when needed. **See an example on page 2.**

Please come prepared to be outside for a good part of the day. **Shorts, t-shirts** (try to dress equally in Glebe Blue and White to support both teams), **comfortable shoes, a hat, sunglasses, sunscreen, water, a snack**, and a **positive attitude** will all combine to help make everyone's experience a fun and rewarding one.

NO OUTDOOR RECESS (no playground)! Space is limited with field day events, and we need every little bit. **The recess exceptions are** Preschool b/c they only have 2 shorter field day events.

We encourage you to be creative with lunch. Eat outside, in the classroom, etc. They love the change of pace. Check the map to see the Lunch Area and, check the schedule because your lunch time is different for field day.

We have extra water bottles if a student forgot theirs. They will be by the reading garden in a cooler.

Please stay flexible and maintain a sense of humor! Stuff happens. A schedule that has 500+ kids bouncing around to multiple events inside and outside the school is bound to have some "potholes." Go with the flow and take it as a compliment if we ask you to "pinch hit" in a helping role at an unscheduled time.

In case of rain (please NO... but just in case) we will transition as quickly as possible to a normal Friday schedule. If the field day lunch schedule has already started and it rains (the first class has lunch around 11 A.M.) we will use the field day lunch schedule and get back to the regular schedule after we eat lunch. For classroom teachers we ask that you do some classroom activities, have a snack, etc. if you must wait for your class' turn to get lunch.

Please help us assess field day and make improvements for next year (write down ideas if that will help you remember). An email will come out shortly after "the big day" asking for your feedback.

Thank you Thank you Thank you Thank you Thank you Thank you Thank you Thank you !!!

FIELD DAY SCORES

Name of Event: Example

Please circle grade level and class:

Kindergarten	1 st grade	2 nd grade	3 rd grade	4 th grade	5 th grade
Stramaglia	Are	Beg	Arce	Stephenson	Sydney
Gutowski	Savitsky	Gallagher	<u>Cannon</u>	Mariani	West
Rutzen	Huggler	Moustafa	Bieganowski	Pertl	Greene
Sebastian	Van Hook	Redican	Halttunen		Nolan

For each rotation at your event, please rate both teams on SPORTSMANSHIP (circle one):

BLUE team's sportsmanship	WHITE team's sportsmanship
<u>Awesome!!! (5 points)</u>	<u>Awesome!!! (5 points)</u>
Just ok (3 points)	Just ok (3 points)
Needs Improvement (0 points)	Needs Improvement (0 points)

Athletic Performance – Please circle the best response

The **BLUE** team clearly dominated (10 points for blue)

The **WHITE** team clearly dominated (10 points for white)

It was basically a **TIE** performance (5 points each team)

Total points: Blue: 5 White: 15

Any additional comments are very helpful:

great Sportsmanship!

Thank you for your help! You are amazing! 😊

2023 Glebe Field Day Schedule

Time	KG	KSt	KSe	KR	1VH	1A	1H	1Sa	2B	2R	2M	2G	3A	3C	3H	3B	Pre Head S	4P	4S	4M	5N	5S	5G	5W	
9:05-9:20																									
9:20-9:35																									
9:35-9:50																									
9:50-10:05																									
10:05-10:20																									
10:20-10:35																									
10:35-10:50																									
10:50-11:05																									
11:05-11:20																									
11:20-11:35																									
11:35-11:50																									
11:50-12:05																									
12:05-12:20																									
12:20-12:35																									
12:35-12:50																									
12:50-1:05																									
1:05-1:20																									
1:20-1:35																									
1:35-1:50																									
1:50-2:05																									

**Field Events-8
(9:15-10:31)**

**Field Events-8
(10:55-12:11)**

**Field Events-8
(12:45-2:01)**

2:15 P.M. Blue vs. White 5th Grade Kickball Game

2023 Field Event Rotation Schedule for Teachers

K-5th Grade Teachers: Each class will start at the field event station listed below and rotate through all the stations. After the last station you proceed to station #1. It all flows in a counter-clockwise rotation this year. Each station will run 8 minutes with 1 minute provided to get to the next station (your first station might last a few extra minutes, just to get everyone acclimated). The Megaphone siren will tell you that the event is over, so your class should immediately proceed to your next station. **Bolded Events** below are new for your grade level this year. **K-3rd Grade will have a water break station (#5) this year, but 4th and 5th will not (they skip #5).**

Kindergarten and 1st Grade (Be at your first station by 9:15 AM)

#	First Station	Class
1	Clean up Under Apple Tree	K Gutowski
2	Parachute	K Stramaglia
3	Sloppy Sponge	K Sebastian
4	Milkin' Old Bessie	K Rutzen
5	Water Break	1 st Savitsky
6	Moonball	1 st VanHook
7	Crab Soccer	1 st Are
8	Pancake Assembly Line	1 st Huggler

2nd and 3rd Grade (Be at your first station no later than 10:55 AM)

#	First Station	Class
1	Toxic Waste Removal	2 nd Beg
2	Jedi Knights	2 nd Redican
3	Sloppy Sponge	2 nd Moustafa
4	Milkin' Old Bessie	2 nd Gallagher
5	Water Break	3 rd Halttunen
6	Moonball	3 rd Arce
7	Crab Soccer	3 rd Cannon
8	Pancake Assembly Line	3 rd Bieganowski

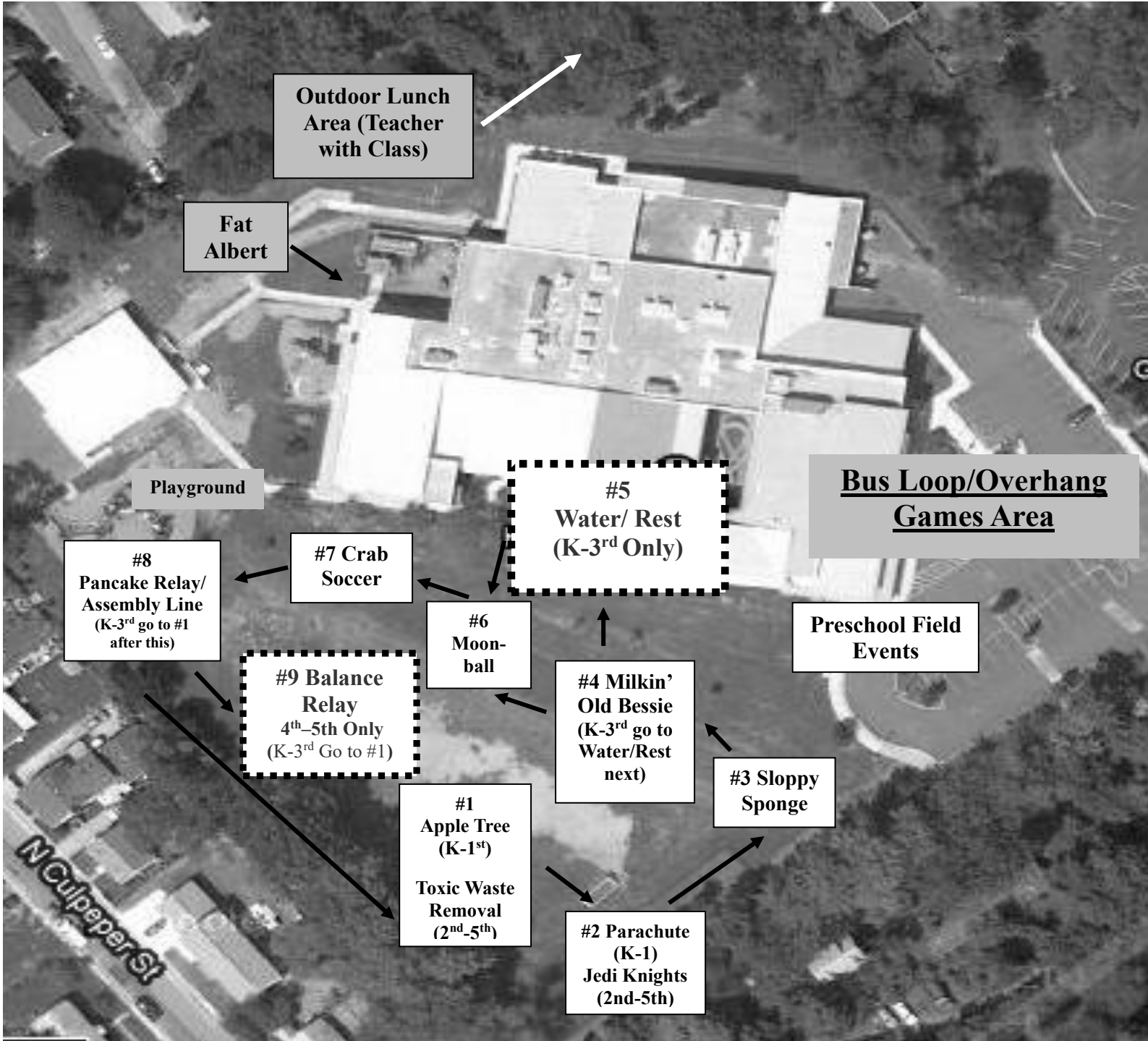
4th and 5th Grade (Be at your first station no later than 12:45 PM)

#	First Station	Class
1	Toxic Waste Removal	OPEN
2	Jedi Knights	4 th Pertl
3	Sloppy Sponge	4 th Stephenson
4	Milkin' Old Bessie	4 th Mariani
5	Water Break	XXXXXXX
6	Moonball	5 th Nolan
7	Crab Soccer	5 th Sydney
8	Pancake Assembly Line	5 th Greene
9	Balance Relay	5 th West

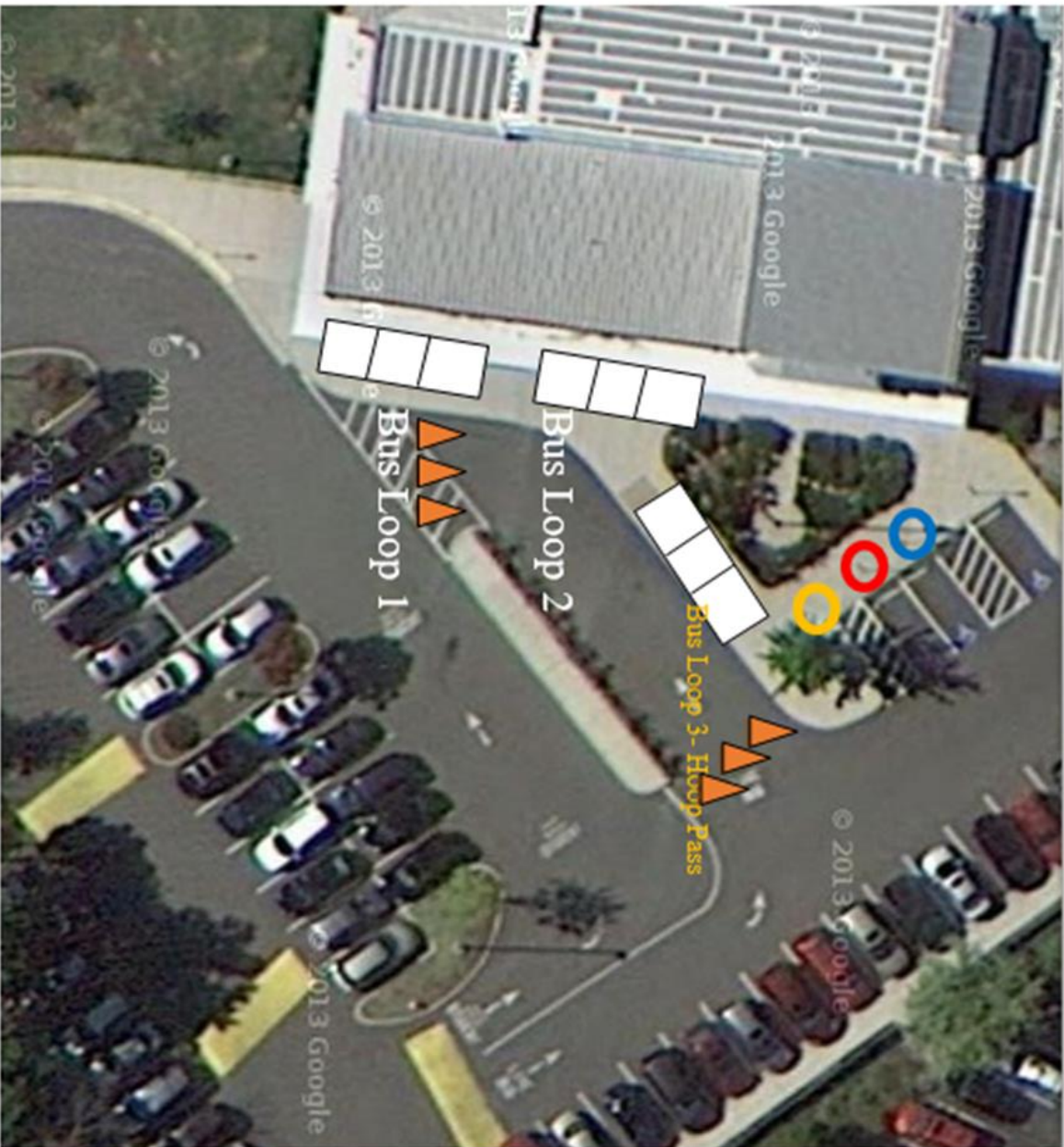
Preschool

@10:25 A.M. please report to the grassy area outside behind the bike rack (see your map for your field events (all your events will take place in that area).

2023 Glebe Field Day Map

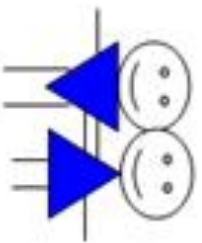


2023 Bus Loop Games Map

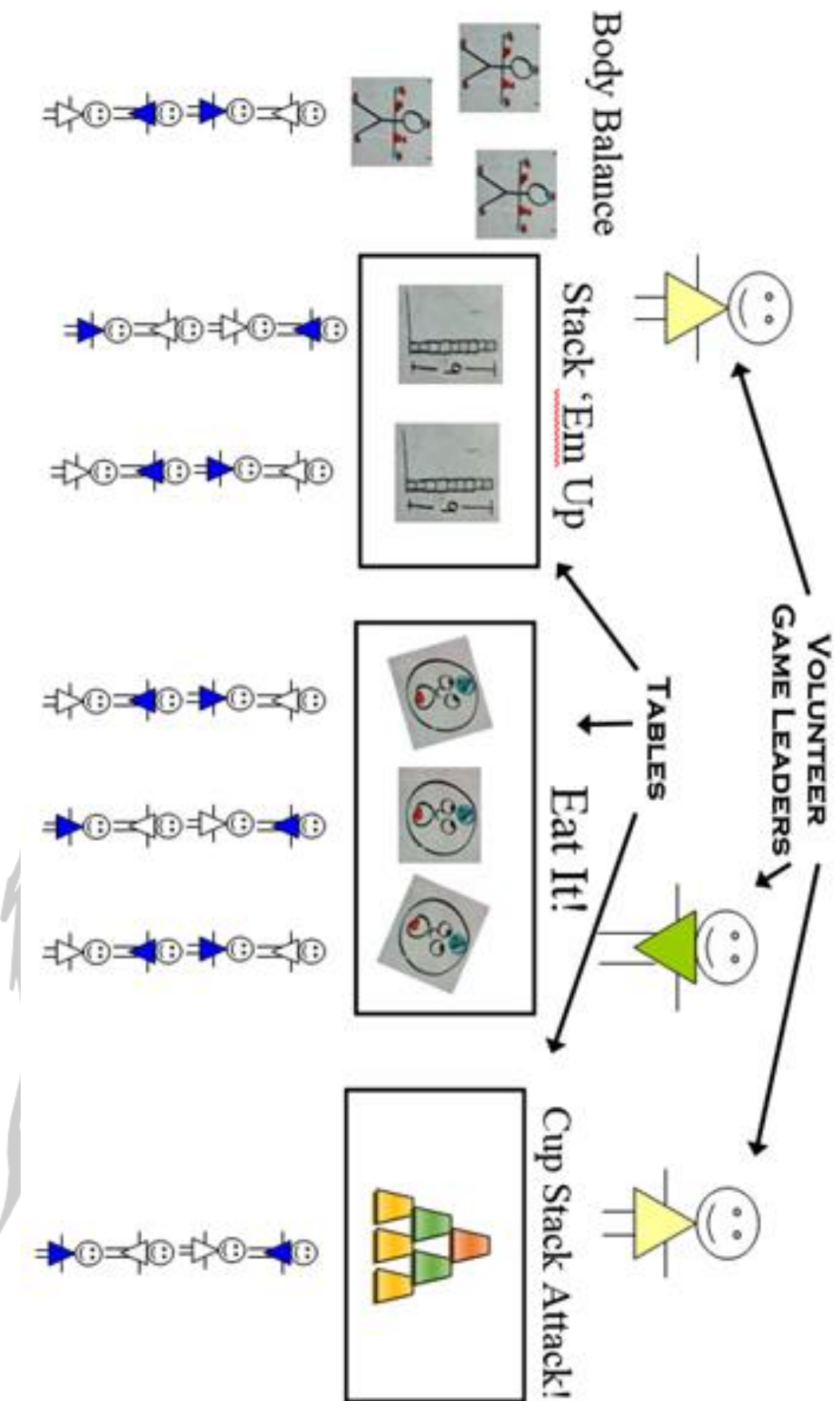
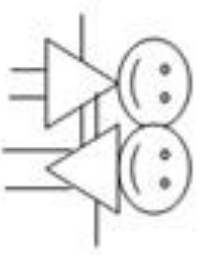


Each area (Bus Loop1, Bus Loop2, etc.) is for one class to help keep things organized. All 4 Bus Loop Games will be at each area.

Time	Bus Loop1	Bus Loop2	Bus Loop3
9:15-9:40	Precho of Terrell 2	2 Redican	Hoop Pass
9:45-10:10	2 Moustafa	2 Gallagher	Hoop Pass
10:15-10:40	3 Arce	3 Cannon	Hoop Pass
10:40-11:30	BREAK	BREAK	BREAK
11:35-12:00	1 Savitsky	1 Huegler	Hoop Pass
12:05-12:30	K Gutowski	K Stramaglia	Hoop Pass
12:35-1:00	K Sebastian	K Rutzen	Hoop Pass
1:05-1:30	1 Are	1 VanHook	Hoop Pass
1:35-2:00	3 Haltunen	3 Biegzowski	Hoop Pass



SET UP FOR EACH BUS LOOP GAMES STATION



Glebe Field Day Bus Loop Games (Preschool and K-3 classes)

Each class is assigned an area (see the **“Bus Loop Games Map”** two pages back for your assignment). Each three-tabled area has signs: Bus Loop #1, Bus Loop #2 or Bus Loop #3. We want to keep each class at their three tables. TEACHERS: PLEASE SEE THE **“SET UP FOR EACH BUS LOOP GAME STATION”** ON THE PAGE BEFORE THIS ONE TO GET AN IDEA OF HOW THINGS WILL LOOK. Also, during many sessions this year Bus Loop Area #3 will include a new game called HOOP PASS. Feel free to send your responsible students there to play this other game. Please, just remind your class to stay in their bus loop area: #1 or #2 unless given permission to go to Bus Loop #3-HOOP PASS. Ms. Brizendine (our Friday- PE teacher) will be leading the Bus Loop this year, so it will be organized and in good hands.

Body Balance – [beanbags] Students will be working together in groups of 3 next to the “Stack ‘Em Up” table. One person will be the **statue**, the other two students will be balancing bean bags (and other things) on top of the **statue’s** flat surfaces (arms, forearms, shoulders, head, feet, etc.). The **statue** is not allowed to grab any bean bags. If a bean bag falls off of the **statue**, the round is over, and all of the students must count how many bean bags were balancing before one fell off. Afterward, a new **statue** is selected from that group of three and the game starts again. When all three have been statues, those students are done.

Stack ‘Em Up- [popsicle sticks, dice, table] With a popsicle stick in your mouth, stack as many dice on it as you can without letting any of them fall. You get 2 chances (This one is probably easier to set up with 8 or so students [2 from each group like suggested above] going at a time).

Eat It- [cookies, wipes, trash can] ***(Ask teacher/kids if anyone has food allergies!!!)***

Put a Keebler Fudge Stripe Cookie on forehead and player has to move their face muscles (no hands or other body parts) to work the cookie down to their mouth. The first one to eat the cookie wins. (Suggestion: have 2 kids from each group participate at a time/OR if it works better have them all do it at once. If only a few at a time go, then you should probably have a time limit). If the cookie falls and they or the table catches it they can try one more time.

Cup Stack Attack- [table, 55 speed stacking cups, stopwatch (timer)] Students will get a partner from their team (Blue or White). On the signal from the Event Captain, the two students will attempt to build a pyramid stack of cups with a base of 10 (10, 9, 8, 7, etc.). Two variations of this game:

1. Students may be timed to see if they can complete the task in 2 minutes.
2. Students may compete against another table to see who can complete the task the fastest, or who can get the highest pyramid in the time limit.

If a cup or cups fall over within the time limit, students may continue building from whatever pyramid is remaining. At the end of 2 minutes, the two students must down-stack all the cups.

Hoop Pass:

This is a cooperative racing game. The key is to help your neighbor. It can be run one of two ways:

1. **Fun Game:** Students get in a circle holding hands with a hoop between two of them. On “Go” they try, as fast as they can, to pass the hoop all the way around the circle following these rules:
 - a. The circle cannot break (they hold hands/wrist and don’t let go).
 - b. Players cannot grab the hoop with their hands/fingers.
 - c. If a rule is violated the hoop must start back where it began.
2. **Competitive Game:** Same as above but with two circles (blue vs. white) and they try to complete the challenge first (sit down when you’re done).

After the first round you can have them try it in a bunch of different ways:

- Two times around to finish.
- Around clockwise and then back around counterclockwise.
- Two hoops at the same time.
- One hoop with everyone’s eyes closed.



HOW TO PLAY THE **New or Changed** GLEBE FIELD DAY "FIELD EVENTS"




The NEWish thing (we started last time we had field day) is that Kindergarten 1st, 2nd, and 3rd grade classes will have a water break after #4 MILKIN' OL BESSIE and before #6 MOONBALL.

We called this station #5 WATER/REST and it's located on the hill between the two stations mentioned above.

This will give students time to dry off, get a drink and be ready for MOONBALL. According to teacher feedback from the last few years the transition between BESSIE and MOONBALL was a challenge, so we made this change.



Please let us know, after Field Day, if this worked better. Thanks!



**Glebe Teachers
Rock!!!**